



TR-LITE / TR-ACTIVE and
CLIC Children's Frames

Young persons' eyewear needs to be fun and practical. These exciting new frame designs offer a complete solution: the best lenses for the user in correctly fitting eyewear. The perfect match between eyewear and lens technology.

Available exclusively through Norville 20/20, the new TR-LITE, TR-ACTIVE and CLIC ranges have been designed and developed by frame fit experts Exeter Eyewear, creating vibrant, affordable, and accessible spectacles.

The adjustable design features of both ranges make these frames perfect for everyone with smaller faces, covering an age range of 4 to 16 years old.

2 YEAR GUARANTEE

When supplied glazed with TRIVEX lenses, Norville offer a 2-year guarantee against accidental lens breakage.



Developed with myopia management, hypersensitivity, and security-of-fit all being paramount, the soft and snug fitting of the TR-LITE and TR-ACTIVE frames is enhanced by the adjustable sliders at the ear point, to fit everyone perfectly.

CLIC is a no-metal range, a regular fitting design that utilises zero metal construction, with a mould-to-shape silicone bridge and adjustable ear fittings.

TR-LITE TR-ACTIVE

- Soft and snug fitting
- Adjustable sliders at the ear point
- Lightweight
- Myopia management, hypersensitivity
- Security-of-fit.



CLIC

- Soft and snug fitting
- Ideal for myopia management and hypersensitivity
- Security-of-fit
- Lightweight
- Zero metal construction
- Mould-to-shape silicone bridge and adjustable ear fittings.





TR-LITE 5108

A-B		
48-40	17	135
LENGTH	MIN	MAX
TO BEND	85	105
TO TIP	95	115

CODE	COLOUR
C3	Purple Red
C4	Light Green
C5	Light Blue



TR-LITE 5109

A-B		
49-39	17	135
LENGTH	MIN	MAX
TO BEND	85	105
TO TIP	95	115

CODE	COLOUR
C2	Light Grey
C3	Deep Grey



TR-LITE 5110

A-B		
48-33	16	135
LENGTH	MIN	MAX
TO BEND	85	105
TO TIP	95	115

CODE	COLOUR
C4	Light Purple
C5	Light Tea



TR-LITE 5111

A-B		
48-39	16	135
LENGTH	MIN	MAX
TO BEND	85	105
TO TIP	95	115

CODE	COLOUR
C2	Blue
C3	Wine Red



TR-LITE 5114

A-B		
45-37	17	135
LENGTH	MIN	MAX
TO BEND	85	105
TO TIP	95	115

CODE	COLOUR
C3	Purple Red
C4	Light Green
C5	Light Blue



TR-LITE 5115

A-B		
48-43	19	135
LENGTH	MIN	MAX
TO BEND	85	105
TO TIP	95	115

CODE	COLOUR
C3	Purple Red
C4	Light Green
C5	Light Blue





TR-ACTIVE 8821

A-B		
50-34	16	138
LENGTH	MIN	MAX
TO BEND	90	115
TO TIP	100	125

CODE	COLOUR
C10	Black
C12	Grey



TR-ACTIVE 8822

A-B		
43-32	15	138
LENGTH	MIN	MAX
TO BEND	90	115
TO TIP	100	125

CODE	COLOUR
C10	Black
C13	Clear





TR-ACTIVE 8826

46-31	16	138
LENGTH	MIN	MAX
TO BEND	90	115
TO TIP	100	125

CODE
C10
C12

COLOUR
Black
Grey



TR-ACTIVE 8827

47-34	16	138
LENGTH	MIN	MAX
TO BEND	90	115
TO TIP	100	125

CODE
C10
C13

COLOUR
Black
Clear



Temple Adjustment TR-LITE & TR-ACTIVE



Grip temple firmly and slide earpiece along ratchet to desired length.



LENGTH	MIN	MAX
TR-LITE		
TO BEND	85	105
TO TIP	95	115
TR-ACTIVE		
TO BEND	90	115
TO TIP	100	125





CLIC 001

		
47-32	16	138
LENGTH	MIN	MAX
TO BEND	90	100
TO TIP	105	120

CODE	COLOUR
C1	Transparent Grey
C2	Transparent Pink



CLIC 002

		
47-30	15	138
LENGTH	MIN	MAX
TO BEND	90	100
TO TIP	105	120

CODE	COLOUR
C1	Transparent Grey
C2	Transparent Pink



CLIC 003

		
49-33	16	138
LENGTH	MIN	MAX
TO BEND	90	100
TO TIP	105	120

CODE	COLOUR
C1	Transparent Grey
C2	Transparent Pink





CLIC 005

A-B		
44-37	12	138
LENGTH	MIN	MAX
TO BEND	90	100
TO TIP	105	120

CODE	COLOUR
C1	Transparent Grey
C2	Transparent Pink



CLIC 006

A-B		
47-42	13	138
LENGTH	MIN	MAX
TO BEND	90	100
TO TIP	105	120

CODE	COLOUR
C1	Transparent Grey
C2	Transparent Pink



Temple Adjustment CLIC

Push twin plug from inside of temple, and ease out. Slide tip to reposition on temple for desired length, align twin holes on temple, and replace twin plug to secure.

LENGTH CLIC	MIN	MAX
TO BEND	90	100
TO TIP	105	120



TR-LITE / TR-ACTIVE SLIDER & NOSE PAD



Amber



Beige



Green



Army Green



Bright Green



Mint Green



Lilac



Bubblegum Pink



Deep Pink



Neon Orange



Grey



Blue



Pacific Blue



Pastel Blue



Navy Blue



Dark Purple



Wine Red



White



Clear Nose Pads



Side Hinge Screw

Nose Pad

To remove, gently but firmly, ease the pad down, closest to the frame first, taking care not to twist or use too much pressure. Do the reverse to refit.



CLIC COMFY TIP



Blue



Pastel Blue



Grey



Mint Green



Pastel Pink



Red



Yellow



CLIC Twin Plug

TR-LITE / TR-ACTIVE / CLIC HEAD BAND



Black



Blue



Pastel Blue



Dark Blue



Pink



Purple

Headband

To attach headband, feed flexible beaded end through hole in temple tip. Bend back on itself, following the curvature, and press corner into groove. Pull beaded end to remove.





NORVILLE

— AN INSPECS GROUP PLC COMPANY —

Norville (20/20) Ltd, Waterwells Drive, Gloucester GL2 2AA
Tel: 01452 510321 • Fax: 01452 510331 • Email: sales@norville.co.uk
Reg office: 7-10 Kelso Place, Bath, Somerset BA1 3AU • Reg number: 12734351 England

www.norville.co.uk



Scan this QR code to
visit the Norville website